

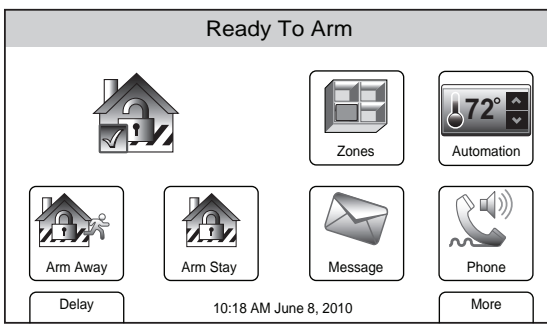
SECURING THE PREMISES

Bypassing Protection Zones

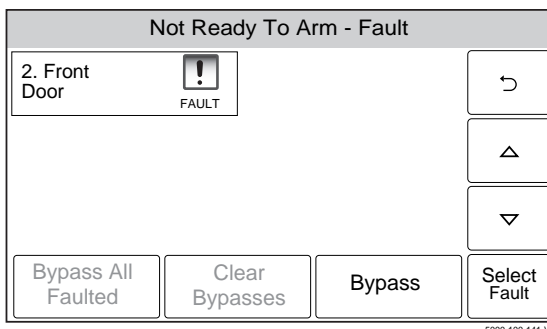
Bypassing Individual Zones

The Bypass feature can be used when you want to intentionally arm your system with one or more zones unprotected. Bypassed zones are unprotected and will not cause an alarm when violated while your system is armed. **All bypasses are removed when an Off sequence is performed. The system will not allow panic, fire or CO zones to be bypassed.**

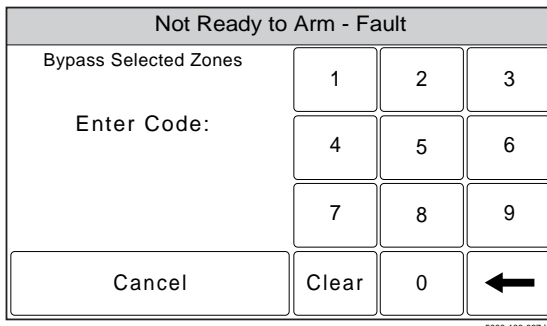
Bypassing Zones



1. With the system in the disarmed state, select the "Zones" icon. The system displays the Zones/Bypass screen.



2. Select the zone(s) that you wish to bypass and then select "Bypass" OR if programmed, the "Bypass All Faulted" button allows you to bypass all faulted zones (excluding Panic, Fire or CO zones). The system displays a keypad.



3. Enter a valid Code. The system returns to the Bypass screen and the zone(s) that are bypassed will be displayed.
4. Select the ↶ icon to return to the home screen.
5. Arm the system normally. See *Arming the System* section for the procedure.